

**OFFENDERS IN NEW JERSEY CORRECTIONAL INSTITUTIONS
ON JANUARY 2, 2019, BY MANDATORY MINIMUM TERM**

In New Jersey, since 1979, the courts have utilized mandatory minimum sentences. This means that an offender must serve the entire minimum sentence before being eligible for parole consideration. Mandatory minimum terms are not reduced by earned credits (commutation, minimum security, or work).

OFFENDERS IN CORRECTIONAL INSTITUTIONS BY MANDATORY MINIMUM TERM

Mandatory Minimum Term	Total		Male Offenders in Other Facilities		Youth Complex		ADTC		Edna Mahan		Halfway Houses, County Jails, Reentry, St. Francis	
	#	%	#	%	#	%	#	%	#	%	#	%
TOTAL OFFENDERS	14,660	100%	9,694	100%	1,967	100%	397	100%	393	100%	2,209	100%
<18 Months	729	5%	269	3%	188	10%	0	0%	15	4%	257	12%
18 Months	214	1%	120	1%	29	1%	1	0%	0	0%	64	3%
2 Years	444	3%	225	2%	33	2%	3	1%	11	3%	172	8%
3 Years	1,103	8%	572	6%	125	6%	10	3%	22	6%	374	17%
4 Years	2,119	14%	1,080	11%	455	23%	7	2%	25	6%	552	25%
5 Years	1,647	11%	942	10%	313	16%	32	8%	57	15%	303	14%
6-9 Years	2,865	20%	1,746	18%	564	29%	164	41%	91	23%	300	14%
10 Years	182	1%	127	1%	22	1%	9	2%	8	2%	16	1%
11-14 Years	1,320	9%	977	10%	144	7%	70	18%	44	11%	85	4%
15 Years	204	1%	156	2%	14	1%	24	6%	4	1%	6	0%
16-19 Years	996	7%	827	9%	47	2%	39	10%	36	9%	47	2%
20-24 Years	562	4%	483	5%	27	1%	17	4%	21	5%	14	1%
25-29 Years	382	3%	356	4%	4	0%	13	3%	4	1%	5	0%
30 Years	748	5%	706	7%	0	0%	4	1%	26	7%	12	1%
30+ Years	1,145	8%	1108	11%	2	0%	4	1%	29	7%	2	0%

- Seventy-six percent (76.3%) of all adult offenders have mandatory minimum terms (14,660 out of 19,212).
- The median mandatory minimum term is 5.9 years.
- Twenty-eight percent (28%) of those with mandatory minimum terms have mandatory minimum terms of 15 years or more.

Prison Complex Offenders By Mandatory Minimum Term

Institution	Total	<18 Months	18 Months	2 Years	3 Years	4 Years	5 Years	6-9 Years	10 Years	11-14 Years	15 Years	16-19 Years	20-24 Years	25-29 Years	30 Years	30+ Years
Bayside Main	745 100%	22 3%	14 2%	23 3%	74 10%	144 19%	95 13%	176 24%	13 2%	84 11%	10 1%	42 6%	15 2%	9 1%	19 3%	5 1%
Bayside Farm	266 100%	22 8%	12 5%	13 5%	18 7%	42 16%	31 12%	52 20%	1 0%	39 15%	5 2%	22 8%	4 2%	1 0%	4 2%	0 0%
Bayside Total	1,011 100%	44 4%	26 3%	36 4%	92 9%	186 18%	126 12%	228 23%	14 1%	123 12%	15 1%	64 6%	19 2%	10 1%	23 2%	5 0%
CRAF Jones Farm	21 100%	3 14%	5 24%	9 43%	3 14%	0 0%	1 5%	0 0%	0 0%	0 0%	0 0%	0 0%	0 0%	0 0%	0 0%	0 0%
CRAF Reception	176 100%	26 15%	6 3%	11 6%	25 14%	44 25%	23 13%	24 14%	3 2%	6 3%	1 1%	4 2%	3 2%	0 0%	0 0%	0 0%
CRAF Total	197 100%	29 15%	11 6%	20 10%	28 14%	44 22%	24 12%	24 12%	3 2%	6 3%	1 1%	4 2%	3 2%	0 0%	0 0%	0 0%
East Jersey Main	1,141 100%	1 0%	0 0%	2 0%	7 1%	17 1%	13 1%	50 4%	9 1%	120 11%	36 3%	190 17%	156 14%	134 12%	256 22%	150 13%
East Jersey Camp	36 100%	0 0%	0 0%	1 3%	2 6%	4 11%	3 8%	14 39%	1 3%	8 22%	0 0%	2 6%	0 0%	0 0%	0 0%	1 3%
East Jersey Total	1,177 100%	1 0%	0 0%	3 0%	9 1%	21 2%	16 1%	64 5%	10 1%	128 11%	36 3%	192 16%	156 13%	134 11%	256 22%	151 13%

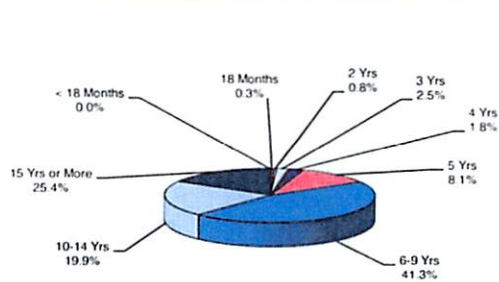
Prison Complex Offenders By Mandatory Minimum Term

Institution	Total	< 18 Months	18 Months	2 Years	3 Years	4 Years	5 Years	6-9 Years	10 Years	11-14 Years	15 Years	16-19 Years	20-24 Years	25-29 Years	30 Years	30+ Years
Midstate	486 100%	11 2%	9 2%	14 3%	49 10%	110 23%	81 17%	121 25%	8 2%	35 7%	3 1%	24 5%	10 2%	3 1%	4 1%	4 1%
NJ State Prison	1,350 100%	9 1%	4 0%	6 0%	25 2%	22 2%	33 2%	68 5%	9 1%	41 3%	11 1%	59 4%	32 2%	70 5%	152 11%	809 60%
Northern Main	1,558 100%	26 2%	15 1%	20 1%	80 5%	147 9%	141 9%	322 21%	26 2%	225 14%	28 2%	184 12%	97 6%	62 4%	126 8%	59 4%
Northern Ad Seg Male	327 100%	13 4%	11 3%	8 2%	29 9%	60 18%	47 14%	76 23%	3 1%	28 9%	1 0%	18 6%	11 3%	3 1%	9 3%	10 3%
Northern Total	1,885 100%	39 2%	26 1%	28 1%	109 6%	207 11%	188 10%	398 21%	29 2%	253 13%	29 2%	202 11%	108 6%	65 3%	135 7%	69 4%
Southern	999 100%	78 8%	21 2%	73 7%	152 15%	245 25%	183 18%	186 19%	4 0%	30 3%	2 0%	17 2%	2 0%	0 0%	6 1%	0 0%
South Woods	2,589 100%	58 2%	23 1%	45 2%	108 4%	245 9%	291 11%	657 25%	50 2%	361 14%	59 2%	265 10%	153 6%	74 3%	130 5%	70 3%
Subtotal Male Offenders in Other Facilities	9,694 100%	269 3%	120 1%	225 2%	572 6%	1,080 11%	942 10%	1,746 18%	127 1%	977 10%	156 2%	827 9%	483 5%	356 4%	706 7%	1,108 11%

Prison Complex Offenders By Mandatory Minimum Term

Institution	Total	< 18 Months	18 Months	2 Years	3 Years	4 Years	5 Years	6-9 Years	10 Years	11-14 Years	15 Years	16-19 Years	20-24 Years	25-29 Years	30 Years	30+ Years
ADTC	397	0	1	3	10	7	32	164	9	70	24	39	17	13	4	4
	100%	0%	0%	1%	3%	2%	8%	41%	2%	18%	6%	10%	4%	3%	1%	1%
Subtotal	10,091	269	121	228	582	1,087	974	1,910	136	1,047	180	866	500	369	710	1,112
	100%	3%	1%	2%	6%	11%	10%	19%	1%	10%	2%	9%	5%	4%	7%	11%
Mahan - Female Prison	393	15	0	11	22	25	57	91	8	44	4	36	21	4	26	29
	100%	4%	0%	3%	6%	6%	15%	23%	2%	11%	1%	9%	5%	1%	7%	7%
Total Prison Complex	10,484	284	121	239	604	1,112	1,031	2,001	144	1,091	184	902	521	373	736	1,141
	100%	3%	1%	2%	6%	11%	10%	19%	1%	10%	2%	9%	5%	4%	7%	11%

ADTC

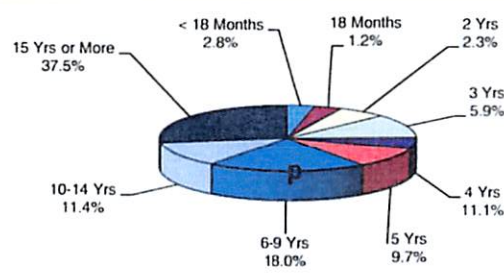


The median mandatory minimum term at ADTC is 8 years 6 months.

Eighty-four percent (84.6%) of the ADTC population have mandatory minimum sentences (397 of 469).

Forty-five percent (45.3%) have mandatory minimum terms of 10 years or longer.

MALE OFFENDERS IN OTHER FACILITIES

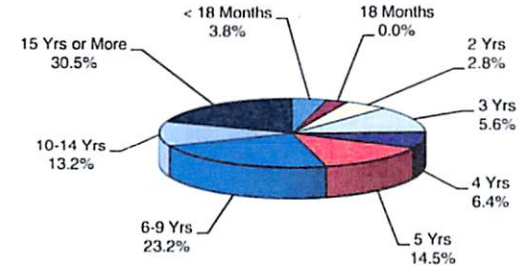


Of the 12,819 Male Offenders in Other Facilities, 75.6% (9,694) have mandatory minimum terms.

The median mandatory minimum term for Male Offenders in Other Facilities is 7.6 years (ADTC excluded).

Eighty-eight percent (88.7%) of New Jersey State Prison inmates have mandatory minimum terms and 83% percent of those have minimum terms of 15 years or more.

FEMALE OFFENDERS



The median mandatory minimum term at Edna Mahan is 6.7 years.

At Edna Mahan, 64.5% of the females housed have minimum terms (393 of 609).

Thirty-three percent (33.1%) of the females with mandatory minimum terms have terms of 5 years or less.

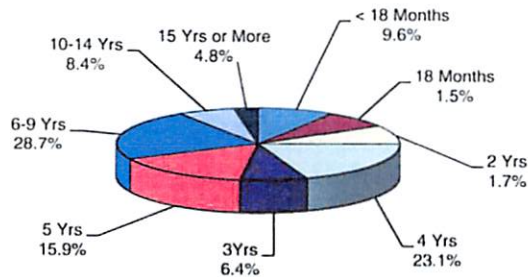
Youth Complex Offenders By Mandatory Minimum Term

Institution	Total	< 18 Months	18 Months	2 Years	3 Years	4 Years	5 Years	6-9 Years	10 Years	11-14 Years	15 Years	16-19 Years	20-24 Years	25-29 Years	30 Years	30+ Years
Garden State	1,017 100%	77 8%	15 1%	11 1%	52 5%	213 21%	152 15%	319 31%	15 1%	95 9%	8 1%	34 3%	21 2%	3 0%	0 0%	2 0%
Mountainview	447 100%	75 17%	8 2%	13 3%	46 10%	142 32%	76 17%	83 19%	1 0%	3 1%	0 0%	0 0%	0 0%	0 0%	0 0%	0 0%
Wagner Main	243 100%	19 8%	4 2%	2 1%	12 5%	46 19%	35 14%	80 33%	5 2%	24 10%	5 2%	9 4%	1 0%	1 0%	0 0%	0 0%
Wagner Ad Seg	210 100%	12 6%	2 1%	7 3%	11 5%	44 21%	45 21%	65 31%	1 0%	14 7%	0 0%	4 2%	5 2%	0 0%	0 0%	0 0%
Wagner Minimum Units	50 100%	5 10%	0 0%	0 0%	4 8%	10 20%	5 10%	17 34%	0 0%	8 16%	1 2%	0 0%	0 0%	0 0%	0 0%	0 0%
Wagner Total	503 100%	36 7%	6 1%	9 2%	27 5%	100 20%	85 17%	162 32%	6 1%	46 9%	6 1%	13 3%	6 1%	1 0%	0 0%	0 0%
Total Youth Complex	1,967 100%	188 10%	29 1%	33 2%	125 6%	455 23%	313 16%	564 29%	22 1%	144 7%	14 1%	47 2%	27 1%	4 0%	0 0%	2 0%

Offenders In Halfway Houses, County Jails, Reentry, and St. Francis By Mandatory Minimum Term

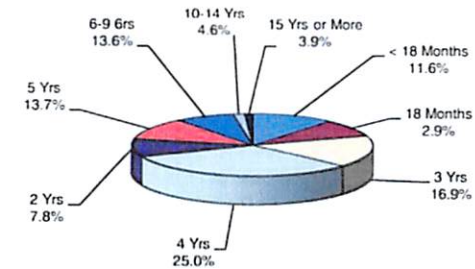
Institution	Total	< 18 Months	18 Months	2 Years	3 Years	4 Years	5 Years	6-9 Years	10 Years	11-14 Years	15 Years	16-19 Years	20-24 Years	25-29 Years	30 Years	30+ Years
Central Medical Unit	4 100%	0 0%	0 0%	0 0%	0 0%	0 0%	1 25%	1 25%	0 0%	0 0%	1 25%	0 0%	0 0%	0 0%	0 0%	1 25%
County Jail	4 100%	0 0%	0 0%	0 0%	0 0%	2 50%	0 0%	1 25%	0 0%	0 0%	0 0%	0 0%	0 0%	1 25%	0 0%	0 0%
Reentry	92 100%	8 9%	2 2%	3 3%	6 7%	24 26%	14 15%	21 23%	1 1%	4 4%	0 0%	5 5%	2 2%	1 1%	1 1%	0 0%
Halfway House	2,109 100%	249 12%	62 3%	169 8%	368 17%	526 25%	288 14%	277 13%	15 1%	81 4%	5 0%	42 2%	12 1%	3 0%	11 1%	1 0%
Total Halfway Houses, County Jails, Reentry, St. Francis	2,209 100%	257 12%	64 3%	172 8%	374 17%	552 25%	303 14%	300 14%	16 1%	85 4%	6 0%	47 2%	14 1%	5 0%	12 1%	2 0%

YOUTH COMPLEX



The median mandatory minimum term for youth complex offenders is 4.2 years. Among youth complex offenders, 79.3% have mandatory minimum terms (1,967 of 2,478). Of these, 58.2% have mandatory minimum terms of 5 years or less.

HALFWAY HOUSES COUNTY JAILS, REENTRY, ST. FRANCIS



The median mandatory minimum term for inmates in Halfway Houses, County Jails, Reentry, and St. Francis is 3.5 years. Seventy-seven percent (77.8%) of the offenders in Halfway Houses, County Jails, Reentry, and St. Francis have mandatory minimum terms (2,209 of 2,837). Of these, 77.9% have mandatory minimum terms of 5 years or less.